

Arts and Commerce College, Mayani (Dist. Satara)


DVV Documents

Criteria 2
Teaching Learning and Evaluation

2.1.2

Percentage of Seats Filled Against Reserved Categories (SC, ST, OBC, etc.) As Per Applicable Reservation Policy for the First-Year Admission During the Last Five Years


3. Admission Extract with Seal and Signature of The Principal



2.1.2 Percentage of Seats Filled against seats reserved for various categories(SC, ST, OBC etc as per applicable reservation policy) during the last five years(exclusive of supernumerary seats)

2021-2022													
Programme Name	Programme Code	Number of seats sanctioned	Number of Students admitted	Number of seats earmarked for reserved categories as per GOI or State Govt rule					Number of Students admitted from the reserved category				
				SC	ST	OBC	GEN	OTHER	SC	ST	OBC	GEN	OTHER
B.A.	388	120+48= 168	138	22	12	50	67	17	13	1	51	73	0
B. Sc.	286	120	38	16	8	36	48	12	6	0	13	19	0
2020-2021													
Programme Name	Programme Code	Number of seats sanctioned	Number of Students admitted	Number of seats earmarked for reserved categories as per GOI or State Govt rule					Number of Students admitted from the reserved category				
				SC	ST	OBC	GEN	OTHER	SC	ST	OBC	GEN	OTHER
B.A.	388	120	100	16	8	36	34	26	11	0	47	42	0
B. Sc.	286	120	34	16	8	36	34	26	1	0	12	21	0
2019-20													
Programme Name	Programme Code	Number of seats sanctioned	Number of Students admitted	Number of seats earmarked for reserved categories as per GOI or State Govt rule					Number of Students admitted from the reserved category				
				SC	ST	OBC	GEN	OTHER	SC	ST	OBC	GEN	OTHER
B.A.	388	120+48= 168	130	22	12	50	40	44	17	0	59	53	1
B. Sc.	286	120	26	16	8	36	29	31	0	0	13	13	0
2018-19													
Programme Name	Programme Code	Number of seats sanctioned	Number of Students admitted	Number of seats earmarked for reserved categories as per GOI or State Govt rule					Number of Students admitted from the reserved category				
				SC	ST	OBC	GEN	OTHER	SC	ST	OBC	GEN	OTHER
B.A.	388	120+48= 168	155	22	12	50	84	0	15	0	76	64	0
B. Sc.	286	120	42	16	8	36	60	0	3	0	14	25	0
2017-18													
Programme Name	Programme Code	Number of seats sanctioned	Number of Students admitted	Number of seats earmarked for reserved categories as per GOI or State Govt rule					Number of Students admitted from the reserved category				
				SC	ST	OBC	GEN	OTHER	SC	ST	OBC	GEN	OTHER
B.A.	388	120+48= 168	164	22	12	50	84	0	24	0	72	68	0
B. Sc.	286	120	58	16	8	36	60	0	7	0	24	27	0




Principal
Arts and Commerce College
Mayani, Tal- Khatav Dist. Satara.

M.B.S.P.Mandal , Mayani.

ARTS AND COMMERCE COLLEGE, MAYANI

2021-2022 Admission Chart

S.N.	CLASS	SC		ST		VJA		NTB		NTC		NTD		OBC		OPEN		SBC		Male/Female		TOTAL
		M	F	M	F	M	F	M	F	M	F	M	F	M	F	M	F	M	F	M	F	
1	B.A.I	7	6	1	0	3	3	4	0	13	6	0	0	8	12	29	44	1	1	66	72	138
2	B.A.II	4	4	0	0	2	1	2	1	3	5	1	0	4	12	11	22	0	0	27	45	72
3	B.A.III	4	5	0	0	5	6	1	0	5	4	0	0	6	5	8	19	0	0	29	39	68
4	B.SC.I	5	1	0	0	2	2	1	2	2	3	0	0	1	0	13	6	0	0	24	14	38
5	B.SC.II	2	1	0	0	0	2	0	1	0	0	0	0	1	3	8	3	0	0	11	10	21
6	B.SC.III	1	0	0	0	0	0	1	0	1	0	0	0	1	3	8	3	0	0	11	10	21
	TOTAL	23	17	1	0	12	14	9	4	24	18	1	0	27	33	77	99	1	1	175	186	361

2020-2021 Admission Chart

S.N.	CLASS	SC		ST		VJA		NTB		NTC		NTD		OBC		OPEN		SBC		Male/Female		TOTAL
		M	F	M	F	M	F	M	F	M	F	M	F	M	F	M	F	M	F	M	F	
1	B.A.I	5	6	0	0	3	2	3	5	4	8	1	0	9	10	18	24	0	2	43	57	100
2	B.A.II	5	6	0	0	4	9	4	1	5	6	1	0	6	9	7	23	0	0	32	54	86
3	B.A.III	4	6	0	0	1	5	2	1	0	10	0	0	7	14	10	26	0	0	24	62	86
4	B.SC.I	0	1	0	0	1	0	0	3	1	2	0	0	1	4	11	10	0	0	14	20	34
5	B.SC.II	1	0	0	0	0	0	0	1	0	0	0	0	8	1	9	4	0	0	18	6	24
6	B.SC.III	0	1	0	0	0	0	1	0	1	4	1	0	5	1	6	13	0	0	14	19	33
	TOTAL	15	20	0	0	9	16	10	11	11	30	3	0	36	39	61	100	0	2	145	218	363

2019-2020 Admission Chart

S.N.	CLASS	SC		ST		VJA		NTB		NTC		NTD		OBC		OPEN		SBC/SEBC		Male/Female		TOTAL
		M	F	M	F	M	F	M	F	M	F	M	F	M	F	M	F	M	F	M	F	
1	B.A.I	11	6	0	0	10	7	4	3	8	8	0	0	9	5	25	28	2	4	69	61	130
2	B.A.II	3	8	0	0	2	7	3	8	2	7	0	1	4	7	11	29	0	3	25	70	95
3	B.A.III	0	5	0	0	1	6	3	1	0	1	0	2	1	12	9	32	1	1	15	60	75
4	B.SC.I	0	0	0	0	0	0	1	0	1	0	0	1	8	2	10	3	0	0	20	6	26
5	B.SC.II	0	1	0	0	1	1	0	0	1	3	1	0	3	1	4	13	2	0	12	19	31
6	B.SC.III	2	3	0	0	0	1	0	0	1	0	0	1	3	2	5	4	0	0	11	11	22
	TOTAL	16	23	0	0	14	22	11	12	13	19	1	5	28	29	64	109	5	8	152	227	379




M.B.S.P.Mandal, Mayani
ARTS AND COMMERCE COLLEGE, MAYANI

2018-2019 Admission Chart

S.N.	CLASS	SC		ST		VJA		NTB		NTC		NTD		OBC		OPEN		SBC		Male/Female		TOTAL
		M	F	M	F	M	F	M	F	M	F	M	F	M	F	M	F	M	F	M	F	
1	B.A.I	7	8	0	0	12	14	4	8	6	8	0	1	9	8	28	36	2	4	68	87	155
2	B.A.II	0	8	0	0	2	7	1	0	4	1	0	2	4	14	11	37	1	2	23	71	94
3	B.A.III	4	1	0	0	5	1	1	2	2	4	1	1	6	2	16	14	1	1	36	26	62
4	B.SC.I	2	1	0	0	1	1	0	0	2	3	1	0	5	1	11	14			22	20	42
5	B.SC.II	2	3	0	0	0	1	0	0	0	1	0	0	2	1	7	4			11	10	21
6	B.SC. III	3	0	0	0	2	1	0	0	3	3	1	1	2	1	8	2			19	8	27
	TOTAL	18	21	0	0	22	25	6	10	17	20	3	5	28	27	81	107	4	7	179	222	401

2017-2018 Admission Chart

S.N.	CLASS	SC		ST		VJA		NTB		NTC		NTD		OBC		OPEN		SBC		Male/Female		TOTAL
		M	F	M	F	M	F	M	F	M	F	M	F	M	F	M	F	M	F	M	F	
1	B.A.I	13	11	0	0	10	16	6	0	6	4	0	1	10	15	21	47	1	3	67	97	164
2	B.A.II	5	1	0	0	6	2	0	3	2	4	0	1	7	2	20	21	0	0	40	34	74
3	B.A.III	5	9	0	0	1	5	0	1	1	1	0	1	4	13	3	30	0	0	14	60	74
4	B.SC.I	3	4	0	0	2	1	0	0	6	2	4	0	4	4	20	7	1	0	40	18	58
5	B.SC.II	4	0	0	0	3	1	0	0	3	3	2	2	3	3	8	2			23	11	34
	TOTAL	30	25	0	0	22	25	6	4	18	14	6	5	28	37	72	107	2	3	184	220	404


Principal
 Arts and Commerce College
 Mayani, Tal- Khataav Dist. Satara.